



www.hengtongchina.com



WENZHOU HENGTONG
PRINTING & PACKAGING
MACHINERY CO.,LTD.
温州恒通印刷包装机械有限公司





Open the window for future packaging industry

开启包装未来之窗

We are ready to face the severe challenge and increasing packaging requirements in the market, constantly pushing Heng Tong forward.
面临市场的严苛考验、和不断提升的包装要求，
我们恒通不断向前发展，我们已经为您准备好了。

HengTong—Shape your future
恒通—为您的未来而来



ABOUT HENGTONG

The challenge of science never stops as time goes on! With superior technology, high quality and personalized design, Hengtong offers you perfect services and best products!

Wenzhou Hengtong Printing & Packaging Machinery Co., Ltd. is a leading packaging machinery enterprise integrating development, production, sales and service.

At the very beginning of our establishment, we applied ourselves to meet the customers requirements. Innovations of our products help to fulfil the market demands, we enlarged our scientific research team to improve the products' technical parameters. We would like to provide our customers with perfect pre-and-after service faithfully and sincerely to start a beautiful future together with our customers by using our knowledge and efforts.

After a period of development, we have got strengthened technical force and sound inspection methods. High quality of our products has been add at home and abroad and got favorable comments from our customers. In the new century, HENGTONG people will insist in the service tenet based on talents, keeping improving to success and keeping faith for further sales and products approved goods for customers, because your smile is so important to us. Business negotiations of new or regular customers are all welcome and please leave us with your valuable opinions.



ZKT-700、700B 贴窗机

Models ZKT-700/700B Window Patching Machine


产品介绍

ZKT系列贴窗机适用于各种纸盒盖口贴膜。在早期原有贴窗机的基础上，公司研发小组，聆听用户的心声，经过不断的改进设计，和更完善的人性化设计理念相结合，使本机拥有高效率、高精度、高稳定性和操作方便、快捷等特点。ZKT系列无论是基础配件，还是核心的各种自动化配件，都融入了公司独特的专业技术，可以更高层次的满足客户的各种需求。

Product Introduction

ZKT Series Window Patching Machine is developed for the windows of various paper boxes, etc. Developed on the original window patching machine, light of customers' requirements. Our research and development team, through the continuous improved & perfect human design, let the machine be easier to operate and better in efficiency, accuracy and stability. Both basic components and major automated accessories employ the proprietary technology of this company. Therefore, ZKT Series Window Patching Machine can meet customers' requirements at a higher level.

MANUFACTURING
EQUIPMENT
恒道新型
高效率设备



电器配置

电机品牌：日本松下
变频器：日本松下
PLC：日本松下
触摸屏：WEVIEW/威视
变频器：上海台达
电压开关：江苏欧姆龙
开关电源：ABB/台达

Electrical Configuration

Motor Brand: Japan Panasonic
Inverter: Japan Panasonic
PLC: Japan Panasonic
Touch Screen: WEVIEW/WeView
Inverter: Shanghai Delta
Voltage Switch: Jiangsu Omron
Switch Power: ABB/Delta

ZKT-700、700B

Models ZKT-700/700B Window Patching Machine

INNOVATIVE HIGH-EFFICIENCY EQUIPMENTS



Structural Characteristics

1. The paper feeder is controlled by PLC with a human-computer interface. The length of paper to be fed can be entered on the touch screen, so the paper can be input quickly and accurately. Also, it applies to wast paper and corrugated paper.
2. The film feeder is controlled by a servo control system of a famous international brand. The length of film to be cut can be entered on the touch screen. Not only can film be cut accurately, but also adjustment can be made more quickly and precisely.
3. The film feeder is equipped with a magnetic powder clutch to control film tension.
4. The gear can be pulled out easily and changed conveniently.
5. The film cutter has a device which can make free axial rotation to fit different window position, which helps reduce the adjusting time and improve the productivity significantly.
6. Based on the original mechanism, the layout of each section of the product has been improved in order to reduce the adjusting time, so that it becomes more efficiency and friendly.
7. ZKT-700B is widely used for 90 degrees of angle window samples, has the function of angle cutting and scoring.

Main Technical Variables

	ZKT-700贴膜机	ZKT-700B贴膜机
Speed	4000-10000pcs/h	2000-4000pcs/h
Paper Length	120-700mm	120-700mm
Paper Width	200-650mm	200-600mm
Film Length	50-400mm	50-400mm
Film Width	30-400mm	30-400mm
Main Power	2.2kw	2.2kw
Power of Pump	1.5kw	1.5kw
External Dimension	4200×1400×1500mm	4200×1400×1500mm
Weight	1800kg	2000kg

ZKT-340、650、980 贴窗机

Models ZKT-340 650 and 980 Window-Patching Machine

产品介绍

ZKT-340、650、980 贴窗机广泛应用于各食品包装企业，用于在食品包装纸上贴附各种颜色的窗花，如：巧克力、饼干、糖果、饼干盒等产品的包装。

结构特点

1. 采用国际先进设计，结构紧凑，占地面积小，操作方便。
2. 采用先进的无级变速传动系统，可实现无级变速。
3. 采用先进的无级变速传动系统，可实现无级变速。
4. ZKT 系列贴窗机，结构紧凑，占地面积小，操作方便。

Product Introduction

Models ZKT-340 and 650 and 980 Window Patching Machine are widely used for sticking film on the windows of various color box/candy paper box/modular box/et cetera.

Structural characteristics

1. Hit-odd paper suction mechanism, paper feeding without crumpling down the machine, precision creasing mechanism and accurate feeding.
2. The ZKT series window patching machine has two in-rolls applied for the film feeding, it is easy to adjust the film thickness.
3. The machine has a long life span of 10 years.
4. The reliability design of each part of device of ZKT series window patching machine is considered for equipment.



IDEAL COMBINATION OF INTELLIGENCE, EFFICIENCY AND BENEFITS

智能、高效、效益的完美结合

制窗流程 (Manufacture Process)

1. 上料
2. 送料
3. 送料
4. 送料
5. 送料
6. 送料



技术参数 (Technical Parameters)

		ZKT-340	ZKT-650	ZKT-980
工作速度	Operation Speed	4000-10000pcsh	3000-9000pcsh	3000-7000pcsh
适用纸张规格	Applicable Paper Specification	105x175-335x445mm	300x200-700x600mm	300x200-700x900mm
适用纸张克重	Applicable Paper Grammage	250-1000gm ²	250-1000gm ²	250-1000gm ²
可贴窗片尺寸	Dimension of Film-sticking	60x90-120x160mm	80x90-300x200mm	80x90-300x280mm
胶片厚度范围	Thickness of Film	0.03-0.25mm	0.03-0.25mm	0.03-0.25mm
主机功率	Main Power	1.5kw	2.2kw	3kw
气泵功率	Power of Air Pump	0.75kw	0.75kw	0.75kw
整机重量	Weight of Complete Machine	1200kg	1600kg	2000kg
外形尺寸	External Dimensions	355x950x1400mm	4050x1100x1700mm	4550x1500x1700mm

ZKT-340A、650A、980A

Models ZKT-340A、650A and 980A Window Patching Machine

ZKT-A series machines are able to stick films onto two windows at the same time and it is also suitable for pasting two layers of films on express mail envelopes.

Product Introduction

Models ZKT-340 and 650 Window Patching Machine are widely used for sticking films on the windows of various paper boxes, e.g. tissue box, medicine box, etc.

Structural characteristics

1. Flat belt paper suction mechanism, paper feeding without shutting down the machine, position checking mechanism and accurate locating.
2. Disk glue applying mode is adopted to ensure applied glue is well distributed and the amount of applied glue can be effectively controlled.
3. Horizontal knife cutting film, stable and reliable.
4. The intelligently designed fine adjustment device of ZKT series window patching machine is convenient for adjustment.

200720114670.1



1. Feeding
2. Locating
3. Gluing
4. Film Patching
5. Finish

Main Technical Variables

	ZKT-340A	ZKT-650A	ZKT-980A
Operation Speed	4000-5000pcs/h	3000-5000pcs/h	3000-5000pcs/h
Applicable Paper Specification	100x120-330x440mm	300x200-700x300mm	300x200-700x600mm
Applicable Paper Grammage	250-1000g/m ²	250-1000g/m ²	250-1000g/m ²
Dimension of Film-sticking	60x30-120x160mm	80x30-300x250mm	80x30-300x700mm
Thickness of Film	0.03-0.25mm	0.03-0.25mm	0.03-0.25mm
Main Power	1.5kw	2.2kw	3kw
Power of Air Pump	2.2kw	2.2kw	2.2kw
Weight of Complete Machine	1200kg	1800kg	2000kg
External Dimensions	3650x960x1400mm	5150x1100x1700mm	5650x1500x1700mm

SJ-980

SJ-980 Local Glue Applying Machine

Product Introduction

Local Glue Applying Machine is Suitable For Local Glue Applying On Paper.

Structural characteristics

1. Flat belt paper is driven mechanism, Paper feeding without shutting down the machine, checking mechanism and accurate locating.
2. Disk glue applying mode is adopted to ensure well distributed applied glue and it is suitable to envelope of various shapes and sizes.

200720114669.9



It is suitable to envelope of various shapes and sizes.

Main Technical Variables

	SJ-980
Operation Speed	3000-6000pcs/h
Applicable Paper Specification	250x300-1000x600mm
Applicable Paper Grammage	200-1200g/m ²
Main Power	2.2kw
Weight of Machine	1400kg
External Dimensions	6600x1300x1300mm

(Manufacture Process)

1. Paper feeding
2. Locating
3. Glue applying
4. Completing



ZKT-340B, 650B, 980B

ZKT-340B/650B and 980B Window Patching Machine

Product Introduction

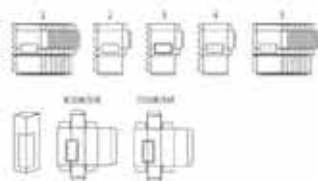
ZKT-340B, 650B and 980B Window Patching Machine can be extensively used in sticking window film on various paper boxes and the machine is configured with corner cutting and line creasing functions.

Structural characteristics

1. Flat belt paper suction mechanism, paper feeding without shutting down the machine, position checking mechanism and accurate locating.
2. Disk glue applying mode is adopted to ensure applied glue to be well distributed and the amount of gluing can be effectively tested.
3. PLC programming technique is adopted to ensure accurate film feeding. 4. Horizontal knife film cutting, stable and reliable.

(Manufacture Process)

1. Feeding
2. Locating
3. Gluing
4. Film Patching
5. Finish




Main Technical Variables

	ZKT-340B	ZKT-650B	ZKT-980B
Speed	2000-4000pcs/h	2000-4000pcs/h	2000-4000pcs/h
Applicable paper specification	100×120-330×400mm	300×200-630×900mm	300×200-650×280mm
Applicable paper grammage	250-1000gm ²	250-1000gm ²	250-1000gm ²
Size of Film	60×30-120×100mm	60×30-300×200mm	60×30-300×700mm
Range of film thickness	0.05-0.25mm	0.05-0.25mm	0.05-0.25mm
Power	1.5kW	2.2kW	3kW
Power of Pump	2.2kW	2.2kW	2.2kW
Weight	1400kg	1900kg	2200kg
Dimension	3380×950×1400mm	4500×1200×1600mm	4980×1500×1700mm

同样适用于瓦楞纸板
It can also be used for corrugated paper



PERFECT INTEGRATION
OF SPEED AND
EFFECTIVENESS



Model ZF-323 Full Automatic Express Delivery Envelope Machine

UNPARALLELED STABILITY
HELPS CREATE
UNLIMITED VALUE

ZF-323

Model ZF-323 Full Automatic Express Delivery Envelope Machine

Product Introduction

ZF-323 full automatic express mailer wrap machine is a special equipment to produce express mail envelopes of various sizes for EMS, UPS and DHL, etc. and the machine is developed in line with the demand of express mail industry, which is developing rapidly.

Structural characteristics


1. This machine adopts a suction type paper transferring mechanism so paper can be continuously fed without shutting down the machine.
2. Multi-position-checking mechanism is adopted to make the paper transferring accurate and without any mistake.
3. Disk glue applying mode is adopted to ensure glue is well distributed and the amount of glue can be effectively controlled.
4. Automatic double-sided adhesive tape and easy tearing tape, accurate cutting, stable and reliable.

Main Technical Variables

	ZF-323
Operation Speed	3000-6000pc/h
Finished Product Specification	100x120-300x450mm
Applicable Paper Grammage	200-300g/m ²
Main Power	2.2kw
Air Pump Power	2.2kw
Weight of Machine	3600kg
External Dimensions	10000x1100x1500mm

(Manufacture Process)

1. Paper feeding
2. Loading
3. Horizontally feeding
4. Clung
5. Vertical folding
6. Pressing fit
7. Loading
8. Application of pressure-sensitive adhesive
9. Loading
10. Peeling away tearing tape
11. Vertical folding
12. Completing



YSD-580A

YSD-580A Pressure-sensitive Adhesive And Easy Tearing Tape Pasting Machine

Product Introduction

YSD-580A pressure-sensitive adhesive and easy tearing tape pasting machine can be extensively used for the pasting various express mail envelopes with pressure-sensitive adhesive and easy tearing tape on envelop tongue for UPS, DHL, EMS and ZUS Express, etc. This mechanism is compact in structure, convenient in adjustment, accurate and firm in pasting.

Structural characteristics

1. Flat belt paper suction mechanism. Paper feeding without shutting down the machine.
2. Toggle on position checking is adopted to make the locating accurate.
3. Suction structure is adopted to accurately press pressure-sensitive adhesive and easy tearing tape on to the envelope tongue without any mistakes.



Main Technical Variables

	YSD-580A
Operation Speed	3000-6000pcs/h
Finished Product Specification	120x100-300x450mm
Applicable Paper Grammage	300-1000g/m ²
Main Power	2.2kw
Air Pump Power	3kw
Weight of Machine	1000kg
External Dimensions	5700x1100x1200mm

(Manufacture Process)

1. Paper feeding
2. Locating
3. Application of pressure-sensitive adhesive
4. Pasting easy tearing tape
5. Completing




STD-930

STD-930 Hand-bag Shaping Machine



Structural characteristics

1. Automatic suction of printed and pressed paper according to the demanded size.
2. Toggle pin position checking is adopted to make the locating accurate.
3. Disk glue applying mode is adopted to ensure well distributed gluing and effectively controlled amount of gluing.
4. The pasting drum and pressing are stable and reliable.



(Manufacture Process)

1. Paper feeding
2. Locating
3. Gluing
4. Vertical folding
5. Pressing fit
6. Completing

主要技术参数 Main Technical Variables

	STD-930
Speed	3000-4000pcs/h
Applicable Paper Specification	450x300-980x600mm
Applicable Paper Grammage	128-350g/m ²
Bottom Folding	2.2kw
Main Power	3kw
Weight of Machine	1000kg
External Dimensions	7950x1600x1900mm

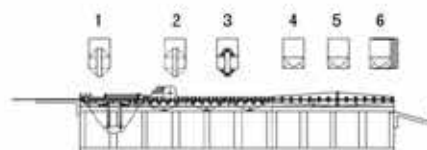
STDH-550

STDH-550 Hand-bag Bottom Pasting Machine



Structural characteristics

1. The paper is manually folded in an organ-like way and when the bottom is folded, the bottom is automatically pasted by a machine. The whole process is completed, so it is an ideal equipment for producing hand-bags and purchasing bags.
2. Disk glue applying mode is adopted to ensure well distributed gluing and the glue liner thickness as well as the gluing position can be adjusted.



(Manufacture Process)

1. Paper feeding
2. Locating
3. Gluing
4. Vertical folding
5. Pressing fit
6. Completing

Main Technical Variables

	STDH-550
Speed	2000-3000pcs/h
Applicable Paper Specification	230x200-550x500mm
Applicable Paper Grammage	128-350g/m ²
Bottom Folding	2.2kw
Power	2.2kw
Weight	1000kg
Dimensions	6350x1200x1300mm

ZF-400, 280

ZF-400/280 Full-automatic Chinese style and Western style envelop Machine

Product introduction

ZF-400 and 280 full-automatic Chinese style and western style envelop machine is mainly use for various size of Chinese and Western style envelopes.

Structural characteristics

1. Suction type of paper pile bottom feeding mechanism is adopted, so paper can be added without shutting down the machine. Toggle pin location checking is adopted to achieve accurate locating.
2. Disk glue applying to achieve well distributed gluing and the amount of glue can be adjusted.
3. A folding mechanism with dual-suction-drum is equipped to ensure accurate folding.



Main Technical Variables

	ZF-400(台时包)	ZF-280(台时包)
Operation speed	6000-10000pcs/h	6000-10000pcs/h
Applicable envelope shape	中式1-6号 西式1-7号	中式1-7号 西式1-6号
Applicable paper grammage	70-150g/m ²	70-120g/m ²
Main Power	7.4kw	1.5kw
Power of air pump	2.2kw	2.2kw
Weight of complete machine	1500kg	1000kg
External dimensions	4300*1180*1460mm	2860*1000*1250mm

(Manufacture Process)

- 1.给纸
- 2.定位
- 3.压线
- 4.折角
- 5.刷胶
- 6.水平线折叠
- 7.完成

1. Paper feeding
2. Locating
3. Line pressing
4. Vertical folding
5. Gluing
6. Horizontally folding
7. Completing

ZF-380

Model ZF-380 Envelope Window patching Machine

Product introduction

Model ZF-380 Envelope Window Patching Machine is applicable for film-sliding process after window are cut on the Chinese or western style envelopes.

Structural characteristics

1. Suction type of paper pile bottom feeding mechanism is adopted so paper can be added without shutting down the machine. Toggle pin location checking is adopted to achieve accurate locating.
2. Disk glue applying to achieve well distributed gluing and the amount of glue can be adjusted.
3. Horizontal knife film cutting, stable and reliable.
4. The wall designed for film rollers are convenient for adjustment.

(Manufacture Process)

1. Paper feeding
2. Locating
3. Gluing
4. Film patching
5. Completing



Main Technical Variables

	ZF-380
Operation speed	4000-7000pcs/h
Applicable envelope specification	110*120-330*450mm(1-7号)
Film dimension	50*40-150*200mm
The thickness of the film	0.03-0.30mm
Applicable paper grammage	80-120g/m ²
Main power	15kw
Power of air pump	2.2kw
Weight of machine	1200kg
External dimensions	2200*1000*1400mm

BJH-400

Model BJH-400 Envelope Tongue Automatic Gluing Machine

Structural characteristics

1. Suction type paper pile bottom feeding mechanism is adopted, so paper can be added without shutting down the machine.
2. The length and width of applied glue can be adjusted according to demand.
3. Three temperature control levels for drying to fast speed, stability and reliability are improved.

(Manufacture Process)

1. Paper feeding
2. Locating
3. Glue applying
4. Folding
5. Completing



Main Technical Variables

	BJH-400
Operation speed	7000-10000pcs/h
Applicable envelope shape	1-5号
Applicable paper grammage	80-130g/m ²
Gluing thickness	0.05-0.25mm
Power of drying box	3.00kw
Main power	2.0kw
Power of air pump	0kw
Weight of machine	1200kg
External dimensions	3800*1200*1300mm

ZF-801

Model ZF-801 Full-automatic CD Paper Bag Machine


UNPARALLELED STABILITY
AND RELIABILITY HELPS
CREATE UNLIMITED VALUE

Product Introduction

Model ZF-801 Full-automatic CD Paper Bag Machine is specialized in the production of CD paper bag and small packing bags such as medicine or food bags.

Structural characteristics

1. Suction type paper pile bottom feeding mechanism is adopted, so paper can be added without shutting down the machine. Toggle pin location dividing is adopted to achieve accurate locating.
2. Disk glue applying to achieve well distributed applied glue and the amount of applied glue can be adjusted.
3. The fine designed fine-tune settings are convenient adjustment.



主要技术参数 Main Technical Variables

		ZF-801
工作速度	Operation speed	7000-15000pph
成品规格	Finished product specification	90-100-180-200mm
适用胶水浓度	Applicable paper glue viscosity	70-100g/m ²
主机功率	Power of main machine	1.5kw
气泵功率	Power of air pump	2.2kw
整机重量	Weight of complete machine	1000kg
外形尺寸	Overall dimensions	2600x950x1200mm

制流程 (Manufacture Process)

- | | |
|------|-------------------------|
| 1.送料 | 1. Paper feeding |
| 2.定位 | 2. Locating |
| 3.横折 | 3. Horizontally folding |
| 4.封胶 | 4. Gluing |
| 5.竖折 | 5. Vertically folding |
| 6.成型 | 6. Composing |

ZD-248

ZD-248 Full Automatic Red Paper Bag Pasting Machine

Product Introduction

This is used to process the red paper bags and all kinds of mini paper bags. It has the advantages of high efficiency, stability, convenient, and easy adjustment, compact construction and small space etc.

Main Technical Variables

		ZD-248
速度	Speed	3000-12000pph
纸袋规格	Paper bag specification	70-100-200-120mm
适用胶水浓度	Applicable paper glue viscosity	50-100g/m ²
主机功率	Main power	1.5kw
气泵功率	Power of pump	2.2kw
整机重量	Weight	800kg
外形尺寸	Dimensions	1400x850x1200mm



MCY-700

MCY-700 Die Cutting Punch

Product Introduction

Model MCY-700 Die Cutting Punch is applicable for die cutting paper sheet, paper board, plastic and other materials. It has such features as simple structure, convenient adjustment, rapid speed and stable work. It is the ideal equipment for simple spot batch process or for multiple-spec. Small-lot processing.

Main Technical Variables

		MCY-700
操作速度	Operation Speed	1500pph
刀片精度	The blade precision	30μ
有效工作尺寸	Effective working size	700×400mm
最大裁切厚度	The max thickness of die cutting	20mm
刀片行程	The blade journey of tool beam	60mm
最大裁切长度	The greatest length of die cutting	1000mm/16 seconds
整机重量	Weight of machine	850kg
外形尺寸	Overall dimensions	1700×260×1500mm